



The Rise of the AI Data Center

Why Infrastructure Strategy Is Now a Board-Level Issue



www.deltaww.com



Contents



- 2 Executive Summary**
- 3 Market Drivers**
- 5 Power Access & Carbon Pressure**
- 8 TCO Blind Spots**
- 10 Time-to-Power**
- 12 Volatile AI Loads, Fragile Power**
- 17 Microgrid Readiness Gap**
- 20 Operational Visibility & Risk Governance**
- 21 Cybersecurity**
- 22 Future Energy Source Outlook**
- 26 Strategic Takeaways**
- 27 C-Level Infrastructure Readiness Checklist**

Executive Summary

AI Computing is Entering a Fundamentally New Infrastructure Reality.

As next-generation AI platforms push single-rack power density beyond 200 kW, and potentially toward 600 kW per rack in the near future, competition among data centers is no longer defined solely by the scale of compute. Instead, it is increasingly determined by who can deliver usable, stable power the fastest and most reliably.

At this inflection point, traditional data center planning models — long centered on equipment selection — are simultaneously facing structural pressure from construction speed, power accessibility, and operational risk.

This raises a critical question:



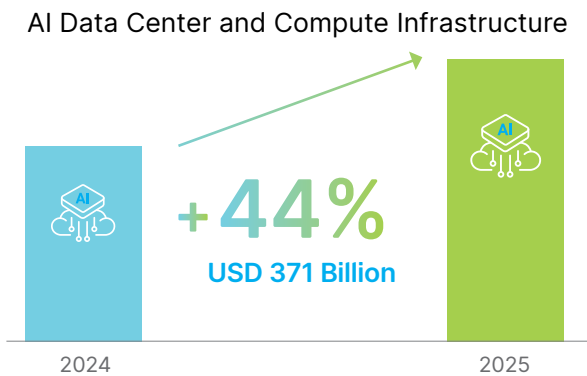
As AI becomes a highly energy-dependent industry, are today's data center architectures and decision-making frameworks still sufficient to support the next phase of expansion?



Market Drivers

Current Market Landscape: The Investment Surge and Momentum Behind AI Data Centers

AI data center infrastructure is experiencing an unprecedented wave of investment. Global technology leaders are committing massive capital to accelerate the build-out of the digital backbone required for AI. In 2025 alone, the eight largest hyperscale operators are expected to invest approximately USD 371 billion in AI data centers and compute infrastructure — a 44%^(a) increase year over year.

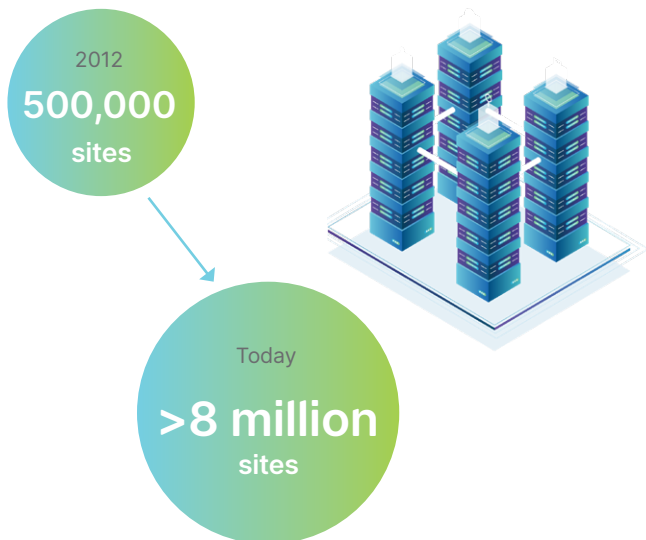


Behind this explosive growth lies the commercialization of generative AI and related technologies. The rapid adoption of ChatGPT in 2023 is widely regarded as one of the inflection points that brought AI's potential^(c) — and its challenges — into sharp focus across industries. As a result, enterprise leadership teams are increasingly proactive in deploying AI infrastructure and often view it as a core competitive differentiator.

Notably, cost is no longer the primary constraint. Surveys indicate that only about 10% of operators cite "cost" as the top factor when evaluating AI sustainability. In contrast, significantly higher percentages prioritize full lifecycle carbon footprint analysis (37%) and infrastructure readiness (36%)^(c). In other words, most organizations are willing to invest today in pursuit of long-term sustainability and resilience^(c).

Market momentum clearly indicates that capital and intent are already in place. The remaining challenge is how to deploy this capital effectively — guiding AI data center development toward architectures that are both high-performing and sustainable.

As cloud and AI demand continue to surge, the global data center market is also expanding rapidly and is projected to surpass USD 500 billion^(b) by 2025. This AI-driven infrastructure expansion is reflected not only in capital expenditure but also in scale and energy consumption. The number of data centers worldwide has grown from approximately 500,000 sites in 2012 to more than 8 million today, while total electricity consumption has nearly doubled every four years^(c) — driven in large part by the rise of AI compute.



Trend Outlook: Efficiency, Power Stability, and Sustainable Innovation

Over the next one to five years, AI data center infrastructure will continue to evolve around two core imperatives: improving efficiency and ensuring power stability.

From an energy efficiency perspective, the average PUE (Power Usage Effectiveness) of existing data centers remains around 1.56, with recent improvement trends slowing^{*(d)}. Given that a PUE of 1.0 represents the theoretical ideal, this means that more than 50% of energy consumption still does not directly contribute to compute. To mitigate the environmental impact of AI's growing energy demand, operators are actively adopting innovations such as liquid cooling, while shifting portions of compute workloads toward edge environments to reduce central data center load. Today, approximately 42% of AI solution providers and 33% of AI users have already adopted edge computing to improve energy efficiency, and this proportion is expected to continue rising^{*(c)}.

At the same time, data center operations are increasingly aligned with sustainability goals^{*(b)}. Through higher-efficiency designs, renewable energy sourcing, and intelligent energy management, leading operators are reducing carbon footprints. Many industry leaders have committed to achieving 24/7 renewable energy usage or net-zero emissions within the next few years — underscoring that sustainability has become a core strategic objective.

Another defining trend is the growing challenge of power supply and grid resilience. AI-era data centers are driving rapid growth in electricity demand, and in regions where grid upgrades cannot keep pace, operators face the paradox of having completed facilities without sufficient power availability. Analysts have already warned that such scenarios are increasingly likely in parts of the United States^{*(e)}. Grid constraints are also driving up energy costs; in the first half of 2025 alone, U.S. utilities applied for nearly USD 30 billion in electricity rate increases to fund grid expansion^{*(e)}.

Regional priorities further highlight these challenges. European respondents most frequently cite power stability and grid reliability as their primary concern, while organizations in the Asia-Pacific region identify energy consumption and carbon emissions as the dominant obstacles^{*(c)}. In response, industry and governments alike are accelerating investments in grid modernization and new energy development, including improved transmission efficiency, expanded solar and wind capacity, and the exploration of alternative backup energy sources.

Balancing AI's massive compute requirements with sustainability objectives will be one of the most critical strategic challenges facing enterprise decision-makers in the years ahead.

Reflection for Decision-Makers

- Can our existing data center footprint and power infrastructure support the rapid growth of AI workloads over the next five years? When grid supply is constrained, do we have adequate backup strategies to ensure that mission-critical compute remains uninterrupted?
- As we pursue AI performance and scale, do we have a clear roadmap to improve energy efficiency and achieve carbon neutrality? How do we balance rapid growth with sustainability commitments to avoid future carbon costs or reputational risk?
- As global attention to sustainability intensifies and regulatory requirements tighten — such as carbon pricing and energy efficiency standards — does our AI infrastructure strategy have sufficient foresight and flexibility to turn environmental challenges into competitive advantage?

Source:

*a. Can US infrastructure keep up with the AI economy? , Deloitte, 2025

*b. 6 Data Center Market Trends for 2025 , Brightlio, 2025

*c. Greening intelligence: Charting the future of sustainable AI, Economist Impact, 2025

*d. Uptime Institute Global Data Center Survey 2024, Uptime, 2024

*e. The AI Data Center Boom Is Warring the US Economy, WIRED, 2025

Power Access & Carbon Pressure

From “Having Power Available” to “Earning the Right to Use Power”

1. Dual Constraint: Power & Policy



Securing MW-Scale Capacity Now Linked to ESG Compliance



When expanding large-scale data centers, cloud infrastructure, or AI facilities, enterprises are no longer concerned solely with power reliability. Today, securing megawatt-scale energy capacity must also align with regulatory frameworks and sustainability standards. For many mature markets, the growth bottleneck has shifted from “Can we build it?” to “Are we authorized to consume energy at this scale?”

This constraint manifests differently across regions. In the United States, it appears as interconnection queue delays and uncertainty surrounding transmission upgrades.

In Europe, it is driven by carbon disclosure requirements, renewable energy mandates, and broader ESG compliance.

In policy-driven markets such as China, constraints are more closely tied to energy intensity controls, land-use approvals, and industrial policy qualification.

Meanwhile, operational demand continues to accelerate. Global data center electricity consumption is projected to double by 2030, exceeding 3% of total global power demand. The explosive growth of AI, edge computing, and cloud platforms makes 24/7 reliable and scalable power a baseline requirement for deployment.

However, this requirement now has both spatial and temporal dimensions. Hosting capacity varies significantly by region, with substations and transmission lines in many areas approaching saturation. In numerous markets, 50 – 100 MW data center projects must enter grid connection and permitting queues that can extend two to four years. In the western United

States, for example, interconnection wait times in the CAISO region can exceed 5.5 years — often longer than the physical construction of the facility itself.

In contrast, in China, even where physical grid capacity exists, projects may not proceed without approved energy quotas and local government authorization. This illustrates a broader shift: energy constraints are no longer purely physical supply issues, but institutional allocation and policy authorization challenges.

Policy and ESG pressures are intensifying simultaneously. In the European Union, organizations must not only disclose energy usage but also demonstrate renewable sourcing to qualify as green energy consumers. In some jurisdictions, regulators require large new loads to incorporate grid-friendly designs — such as battery energy storage systems (BESS) and demand response participation — to mitigate peak stress and contribute to grid stability.

Initiatives such as the Climate Neutral Data Centre Pact further raise the bar, mandating PUE thresholds and renewable usage targets that effectively transform efficiency and green sourcing into market entry requirements. At the same time, supply chain expectations are tightening. Leading technology companies increasingly require clean energy usage from partners and are committing tens of gigawatts of renewable capacity to meet 2030 carbon neutrality goals. Data centers unable to provide transparent energy and carbon reporting risk exclusion from high-value ecosystems.

In short, power is no longer merely about whether it can be supplied. It is about whether its use is authorized.

Dual Constraint : Power & Policy

Region	Primary Constraint	Typical Delay	Strategic Implication
US	Interconnection Queue & Grid Saturation	2 – 5.5+ Years	Speed to Market: Time-to-Power is now the decisive competitive barrier.
EU	Carbon Disclosure & ESG Mandates	Policy-driven	Green License to Operate: Renewable alignment is a mandatory market entry requirement.
China	Energy Intensity & Power Quota Controls	Administrative Approval	Institutional Quota Access: Feasibility depends entirely on government energy allocation.

2. The Rising Cost of Inaction



How Carbon Policy and Renewable Mandates Reshape TCO



As electricity and carbon become regulated and scarce resources, the cost of inaction extends beyond higher energy bills — it directly delays growth.

Organizations that fail to embed decarbonization and renewable strategies into core planning face immediate cost exposure. With EU carbon prices exceeding €100 per ton and mechanisms such as the Carbon Border Adjustment Mechanism (CBAM) taking effect, carbon costs have formally entered financial statements. High-emission operating models are becoming structurally less competitive.

More critically, however, is the hidden cost of project delay. In the U.S. and Europe, insufficient energy strategy may result in permitting rejections or interconnection delays of one to two years. In China,

failure to secure energy quotas or align with industrial policy may similarly lead to project suspension or reassessment.

For capital-intensive AI and cloud businesses, such delays mean that GPUs and server infrastructure — already deployed — cannot generate revenue, while valuable market windows close.

Over the long term, facilities built under high-carbon assumptions risk becoming stranded assets as regulatory environments tighten, requiring additional retrofits or capital reinvestment. Yet time delays, opportunity costs, and policy risk premiums are rarely captured in traditional TCO models. This omission represents one of the most overlooked — and most consequential — blind spots in expansion decisions.

3. Corporate Decarbonization as a Business Opportunity



When energy becomes institutionally allocated, sustainability becomes a competitive threshold.



For data center operators, this transition presents three strategic opportunities:

First, to design low-carbon compute architectures that meet evolving ESG procurement standards;
Second, to leverage AI optimization and heat recovery to reduce long-term operational expenditure;
Third, to transform carbon management capabilities into market value through renewable power purchase agreements (PPAs), storage integration, and grid-supportive infrastructure.

Projects with clear decarbonization pathways are more likely to qualify as green infrastructure, improving access to green bonds and sustainability-linked financing and potentially lowering weighted average

cost of capital (WACC).

More importantly, under conditions of grid congestion or constrained energy quotas, data centers are effectively competing for a limited “license to operate.” Only operators capable of demonstrating that they not only consume energy but also contribute system value — through renewable integration, storage deployment, and energy optimization — will secure long-term policy support and social legitimacy.

Energy access, regulatory compliance, and decarbonization strategy are no longer separate conversations. They represent different dimensions of the same strategic capability.

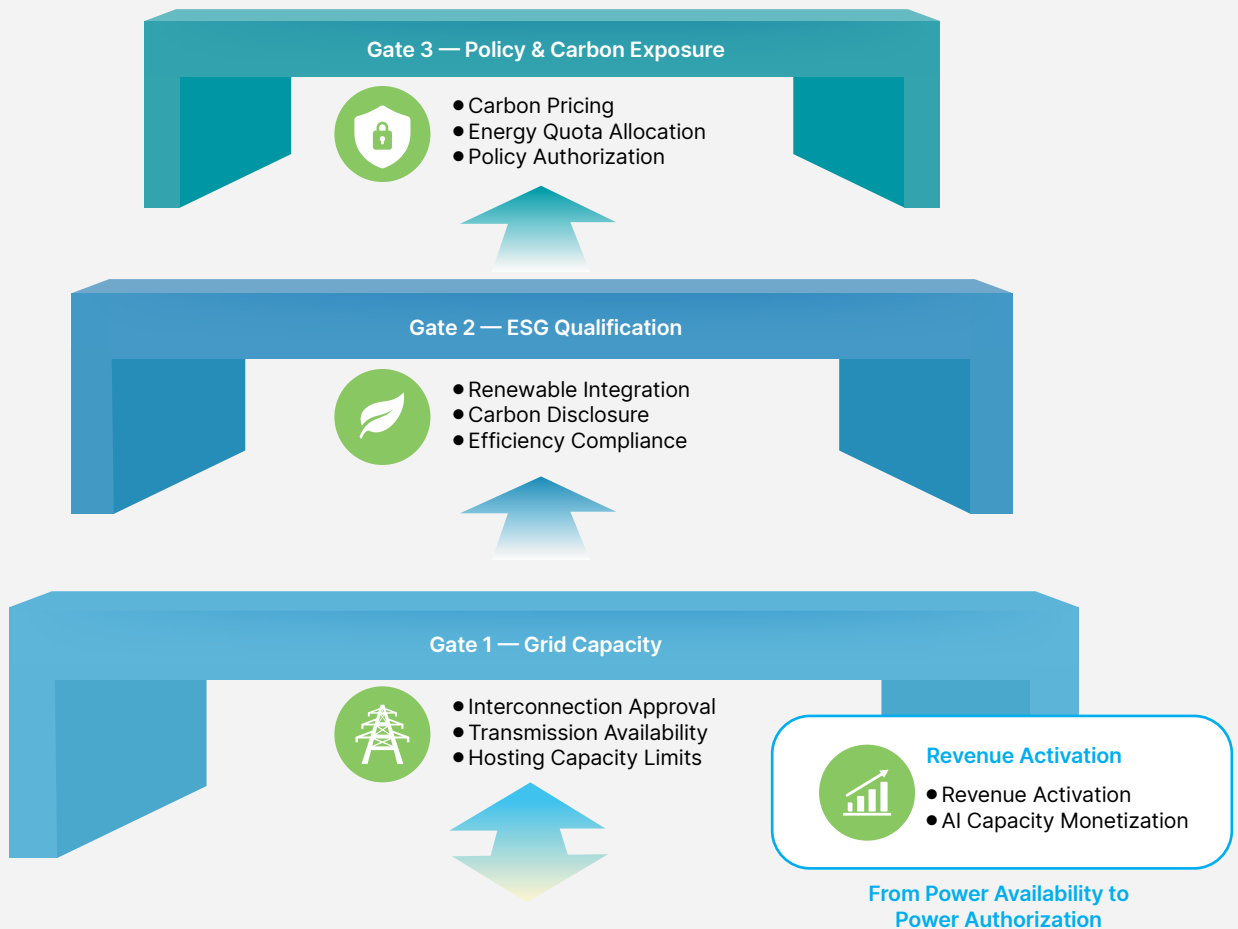
Chapter Conclusion

Energy access, policy compliance, and carbon strategy have converged into a single determinant of long-term viability. Organizations that continue to plan sequentially — secure power first, address sustainability later — will face escalating constraints. Those that integrate MW-scale capacity planning, regulatory alignment, and carbon governance into a unified strategy will transform sustainability from a cost center into a structural competitive advantage.

Reflection for Decision-Makers

- Have we recognized that future competitors may outperform us not because their technology is superior, but because they possess access to power permits that we cannot obtain?
- When evaluating expansion projects, have we quantified the potential financial impact of a 12-month revenue delay caused by environmental approval bottlenecks stemming from an unclear carbon strategy?
- Does our infrastructure strategy treat ESG as a compliance cost, or as a strategic asset for securing green financing and attracting top-tier customers?

POWER ACCESS & CARBON PRESSURE (The 3-Gate Model)



TCO Blind Spots

Why Energy and Carbon Have Become Hidden Determinants of Profitability

High-density AI workloads have exposed structural weaknesses in traditional Total Cost of Ownership models.

Conventional TCO frameworks treat energy as a relatively stable operating expense layered beneath CapEx decisions. In the AI era, this assumption no longer holds. Energy pricing is increasingly volatile, influenced by grid congestion, time-of-use tariffs, geopolitical dynamics, and renewable intermittency. At the same time, GPU-driven load dynamics introduce unpredictable power behavior.

Short-term CapEx minimization strategies often obscure long-term exposure. Designs optimized for lower upfront cost can lock organizations into higher operating volatility, carbon liability, and retrofit pressure. The most dangerous blind spot is not arithmetic miscalculation — it is incomplete scope.

To address this gap, enterprises must adopt an Energy

P&L perspective.

Under this framework, electricity consumption and carbon emissions are treated as governable financial variables. Executives must understand how energy price scenarios affect EBITDA, how carbon pricing reshapes margin structure, and how thermal predictability influences cost stability.

Cooling architecture becomes central to financial governance. If thermal behavior is unstable, energy consumption becomes unpredictable. If energy consumption is unpredictable, financial forecasts lose credibility.

Energy governance is therefore not purely technical. It is a cross-functional capability bridging engineering, operations, and finance. Organizations that embed this capability into investment decisions reduce structural risk and improve long-term margin resilience



AI ERA HIDDEN RISKS & ENERGY P&L

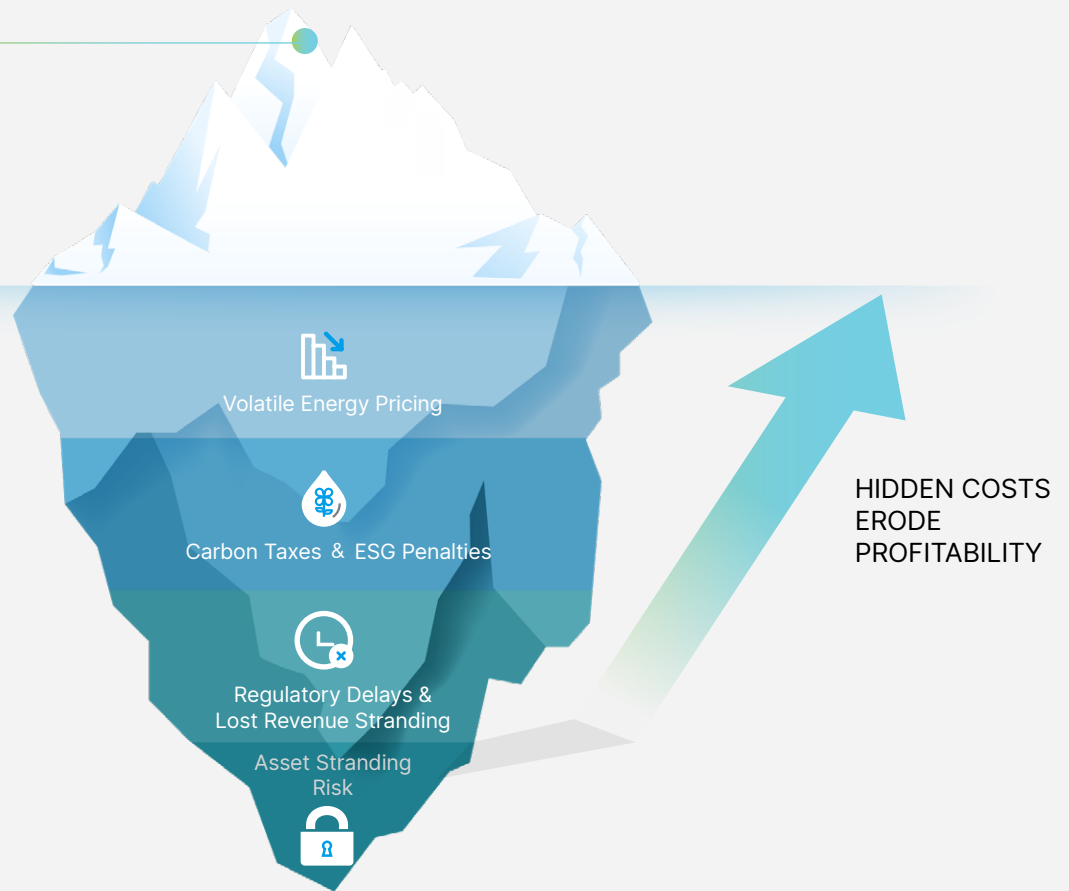
TRADITIONAL
TCO VISIBILITY
(CapEx + Fixed OpEx)



Construction



IT Equipment



Chapter Conclusion

New architectures have not made AI more expensive — they have revealed energy risks that were previously underestimated.

In the AI era, data centers are no longer back-office IT support facilities. They are strategic assets that directly shape enterprise profit structures. The real question is not whether a specific technology is available, but

whether the organization possesses the capability to convert energy and carbon into governable financial variables.

When energy begins to affect the income statement, the question is no longer whether to upgrade a technology, but who can truly help the enterprise do it right.

Reflection for Decision-Makers

- Have we quantified the sensitivity of future five-year EBITDA to electricity price volatility and carbon pricing scenarios?
- Have we optimized away 10% of upfront construction cost at the expense of locking in a structure that may incur 30% higher operating costs in the future?
- Do we have internal leadership capable of understanding both thermal engineering behavior and financial profit-and-loss implications to ensure investment decisions reflect true value? Grid-to-Chip Data Center Infrastructure for the AI Era

Time-to-Power

When Power Becomes Scarce, Speed Determines Who Converts Capacity into Revenue

In the AI race, speed of activation directly determines return on investment.

Each month of deployment delay represents stranded GPUs, idle capital, and lost customer acquisition opportunities. In rapidly scaling AI markets, delayed infrastructure availability weakens competitive positioning and reduces long-term market share.

Time-to-Power — the duration from project initiation to stable power activation — has emerged as a strategic metric on par with land acquisition and capital access.

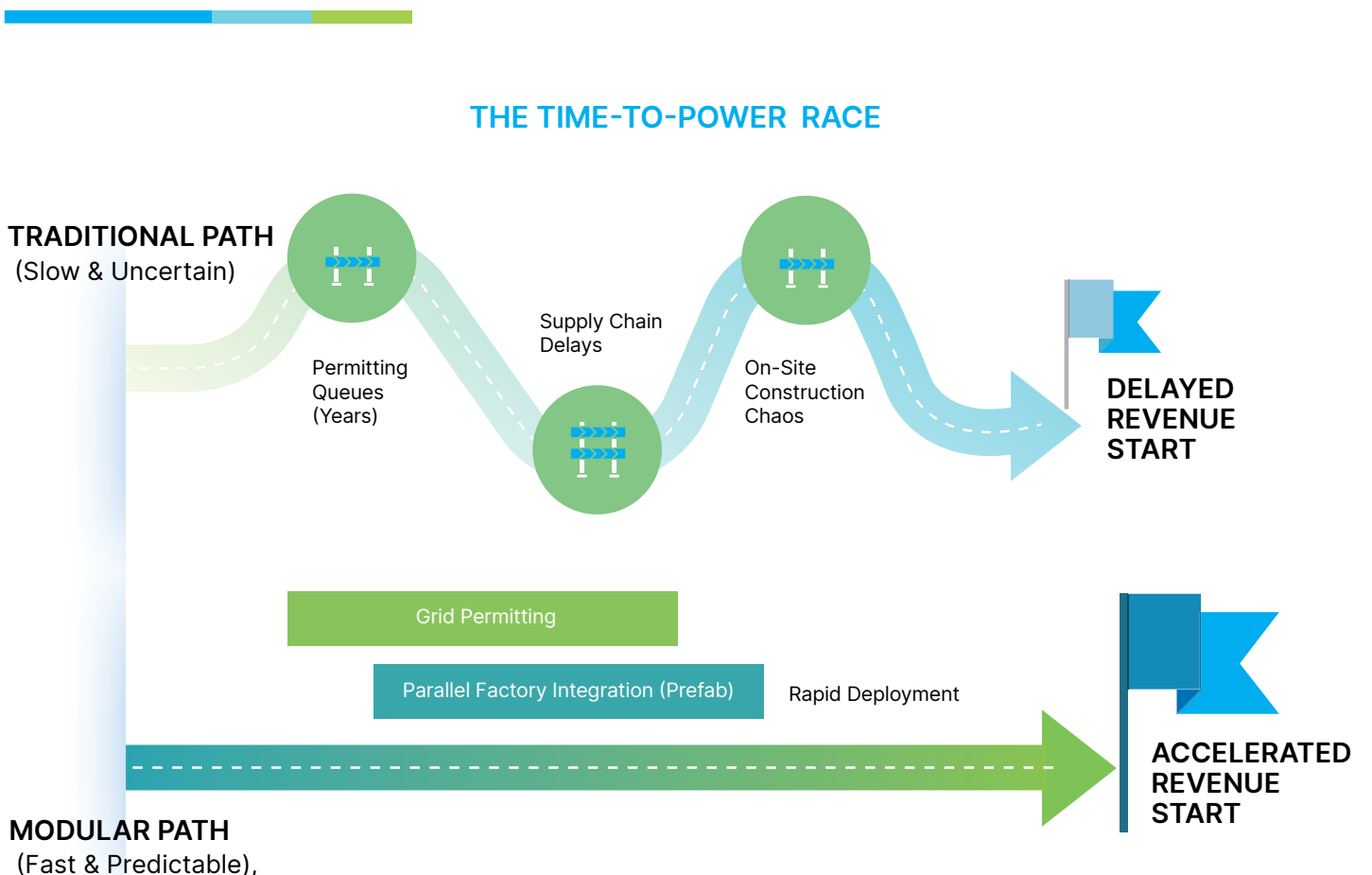
Traditional stick-built construction models introduce compounding risks: permitting delays, equipment lead-time constraints, and limited flexibility for future density increases. Even after grid capacity is secured, on-site construction uncertainty can extend revenue activation timelines.

Prefabrication and modular architectures offer structural relief. By shifting integration, testing, and quality control into factory environments, enterprises can reduce on-site variability and align infrastructure readiness with power availability.

Industry experience indicates that modular approaches can reduce deployment timelines by 40 to 60 percent while improving consistency and scalability.

The shift is conceptual as well as technical: infrastructure evolves from bespoke construction projects into standardized, repeatable assets capable of replication across regions. Capital allocation becomes more agile, aligning expansion with actual demand rather than speculative overbuilding.

In the AI era, speed is not an operational detail. It is a strategic differentiator.



Chapter Conclusion

In the AI era, where access to power continues to tighten, competitive advantage is no longer defined by who controls the most capital, but by who can convert limited power capacity into market value the fastest. Prefabrication and modularity are the critical levers that allow enterprises to reclaim speed leadership amid uncertainty in power availability and regulatory environments.

Reflection for Decision-Makers

- If competitors launch AI compute services 12 months earlier than we do, what irreversible impact could this have on our market share and customer retention?
- Is our capital allocation locked into one-time, rigid bespoke construction — or directed toward standardized assets that can be rapidly replicated and flexibly scaled?
- In the face of uncertainty around power availability and equipment lead times, do we have a strategy to transform uncontrollable waiting into controllable prefabricated readiness?



Volatile AI Loads, Fragile Power

Grid Challenges Under AI Compute Volatility: Why Stable Power Is the Foundation of Compute



GPU microsecond-scale dynamic loads fundamentally conflict with the rigid characteristics of traditional power grids. Without system-level active defense and DC architecture innovation, power quality degradation directly leads to compute throttling — or outright interruption.



1. Volatility Challenge: From the Stable Flow of CPUs to the Tidal Waves of GPUs

Traditional data center power loads have historically been relatively stable and predictable. However, with the rapid rise of generative AI, the core compute unit of the data center has shifted from CPUs to GPUs. This transition is not merely a hardware upgrade — it represents an unprecedented structural change in power load behavior.

At this point, it is essential to distinguish between the power characteristics of two dominant AI chip categories:

Specialized ASICs

Built on systolic array architectures, ASICs process data in a rhythmic and orderly manner. Their power load profiles typically form a relatively flat, steady-state plateau, resulting in limited transient impact on the grid.

General-purpose GPUs

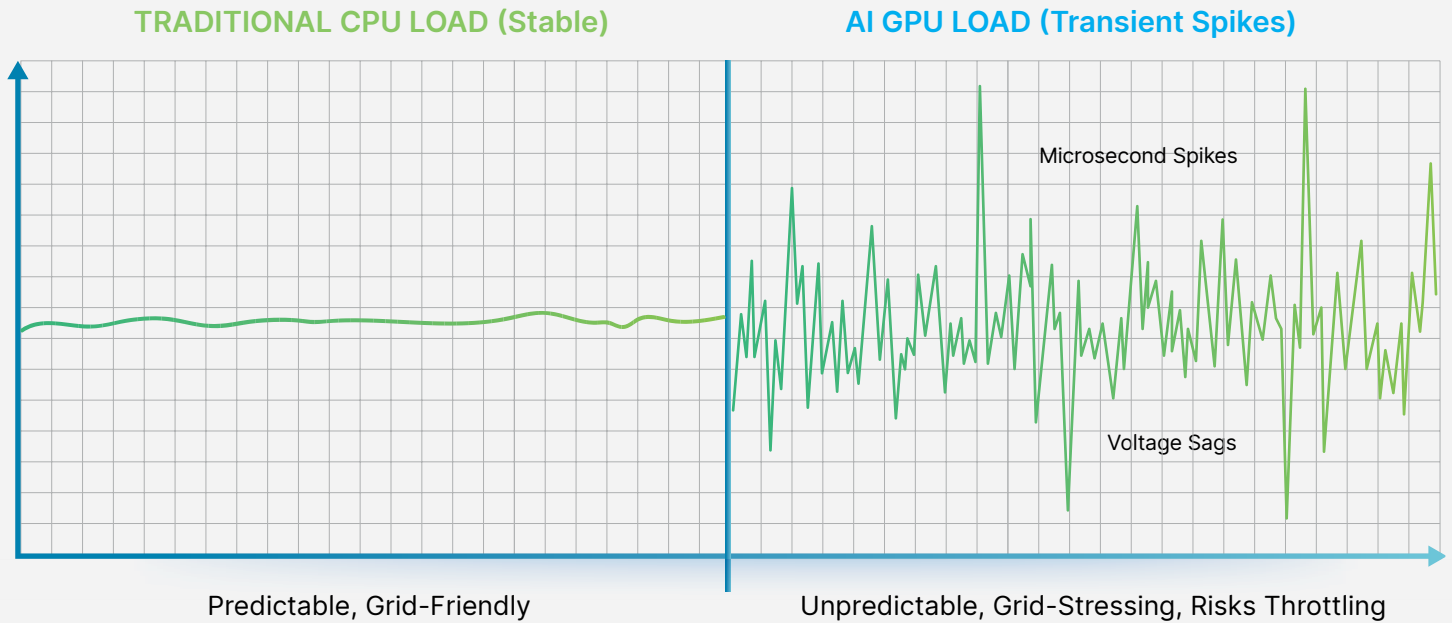
GPUs are designed around SIMT architectures and offer extreme dynamic flexibility. As a result, they experience abrupt transitions — from idle to full

load — within microsecond (μs) to millisecond (ms) timescales.

Investment perspective:

While TPUs are inherently more “power-friendly,” GPUs account for more than 85% of the AI accelerator market and represent the primary source of tenant demand in general-purpose colocation data centers. Infrastructure design must therefore be benchmarked against the most demanding GPU dynamic load conditions. Failure to do so exposes data centers to the risk of asset obsolescence, rendering them incapable of hosting high-value GPU racks.

THE INVISIBLE KILLER: LOAD VOLATILITY



2. The Collective Effect of Compute Clusters: Power Challenges Under Scale-Up Architectures

As AI model training evolves toward large-scale scale-up (single-system expansion) and scale-out (multi-system interconnection) architectures, GPUs interconnected via high-speed links such as NVLink no longer operate as independent units. Instead, they form a highly synchronized mega compute entity. When the cluster executes large matrix operations simultaneously, transient loads at the individual GPU level accumulate into system-level power shocks:

Synchronized Power Spikes:

Enabled by NVLink's high-bandwidth interconnects, GPUs within a cluster tend to draw power in microsecond-level synchrony. This causes what would otherwise be randomly distributed load spikes to stack into destructive aggregate power excursions, where instantaneous total power demand can far exceed the equipment's rated thermal design power (TDP), directly stressing upstream power distribution limits.

System-wide Voltage Sags:

When large numbers of GPUs simultaneously draw current at extremely high slew rates, severe voltage drops occur across the power distribution bus. This scale-out-amplified di/dt effect, if not properly buffered, can push rack-level or row-level voltages below safe operating thresholds within microseconds.

Implications for decision-makers:

These microsecond-scale power fluctuations are invisible in financial statements, yet for highly sensitive AI clusters they are the primary cause of collective throttling — or even computation interruption. The marginal return on AI compute no longer depends solely on the chips themselves, but increasingly on whether the power infrastructure can withstand the tempo and intensity of these extreme load dynamics.

3. The Cascading Consequences of Power Instability: The Invisible Killer of Compute Quality

When power fluctuations cannot be absorbed and balanced in real time, overall power quality within the data center deteriorates, triggering a chain reaction with material consequences:

Harmonic Distortion and Accelerated Equipment Aging:

The non-linear power consumption behavior of GPUs generates higher-order harmonic currents, distorting voltage waveforms. Over time, the accumulated thermal stress leads to transformer overheating, accelerated insulation degradation, and even nuisance tripping of circuit breakers. These effects directly shorten the

lifecycle of expensive infrastructure assets and increase long-term operating expenses (OpEx).

Brownouts and Unstable Compute:

If transient voltage drops exceed the hold-up time of power supply units (PSUs), protective mechanisms are triggered, resulting in forced shutdowns and restarts. For AI model training cycles that often span weeks, a single millisecond-level power interruption can erase hours — or even days — of progress due to checkpoint restoration, significantly extending time-to-convergence.

4. Two Strategic Recommendations for Decision-Makers Building “Stable AI Power Infrastructure”

In the face of AI workloads characterized by extreme pulsed loads and high di/dt , traditional power distribution architectures are no longer sufficient. The core challenge has shifted from capacity to dynamic response.

This approach proposes an integrated strategy that combines high-voltage DC architectures with a multi-layer active defense framework, addressing power challenges through both fundamental physical optimization and real-time energy modulation — evolving the power system into a resilient foundation capable of supporting extreme compute density.

I. System-Level Protection: A Three-Layer Active Defense Framework for AI Workloads

To ensure high-value AI assets consistently operate at peak performance, power systems must evolve from traditional passive protection to active buffering architectures tailored to AI load behavior. We propose a three-layer defense model:

First Layer (White Space Defense): DC Capacitor Trays

Ultra-fast-response supercapacitors are deployed as close to the load as possible — at the rack or power shelf level. Acting like rapid-response reservoirs, they instantly release energy during GPU high- di/dt

draw events, compensating for voltage drops while locally absorbing high-frequency switching noise. This smooths load fluctuations at the source and prevents compute logic interruptions.

Second Layer (Grey Space Defense): Active Energy Variance Control

To address AI-specific step loads and power overshoot, traditional filtering alone is insufficient to protect upstream infrastructure. We recommend deploying Energy Variance Appliances (EVAs) at the distribution level (415V / 480V). Beyond improving power quality, this layer delivers strategic value for colocation operators:

“Power Firewall” for Colocation Operations (Immunity to Tenant Load Uncertainty):

In colocation environments, tenant white space often functions as a monitoring blind spot. This defense layer forcibly reshapes tenant-side “dirty loads” into smooth, predictable “clean loads.” Regardless of how aggressively tenants schedule compute, upstream assets (generators and UPS systems) remain protected — eliminating the risk that a single tenant compromises overall power stability and SLA integrity.

Source-Load Buffering and Asset Protection:

Internal energy storage acts as a buffer that overcomes the physical limitations of diesel generators, which

cannot tolerate sustained large load swings (typically >10% per second). Functionally, this creates a breakwater between a fragile source and a violent load.

CapEx Optimization:

Through peak shaving, upstream equipment is sized for average power demand rather than extreme peak loads. This avoids expensive and underutilized over-provisioning driven by occasional tenant compute spikes.

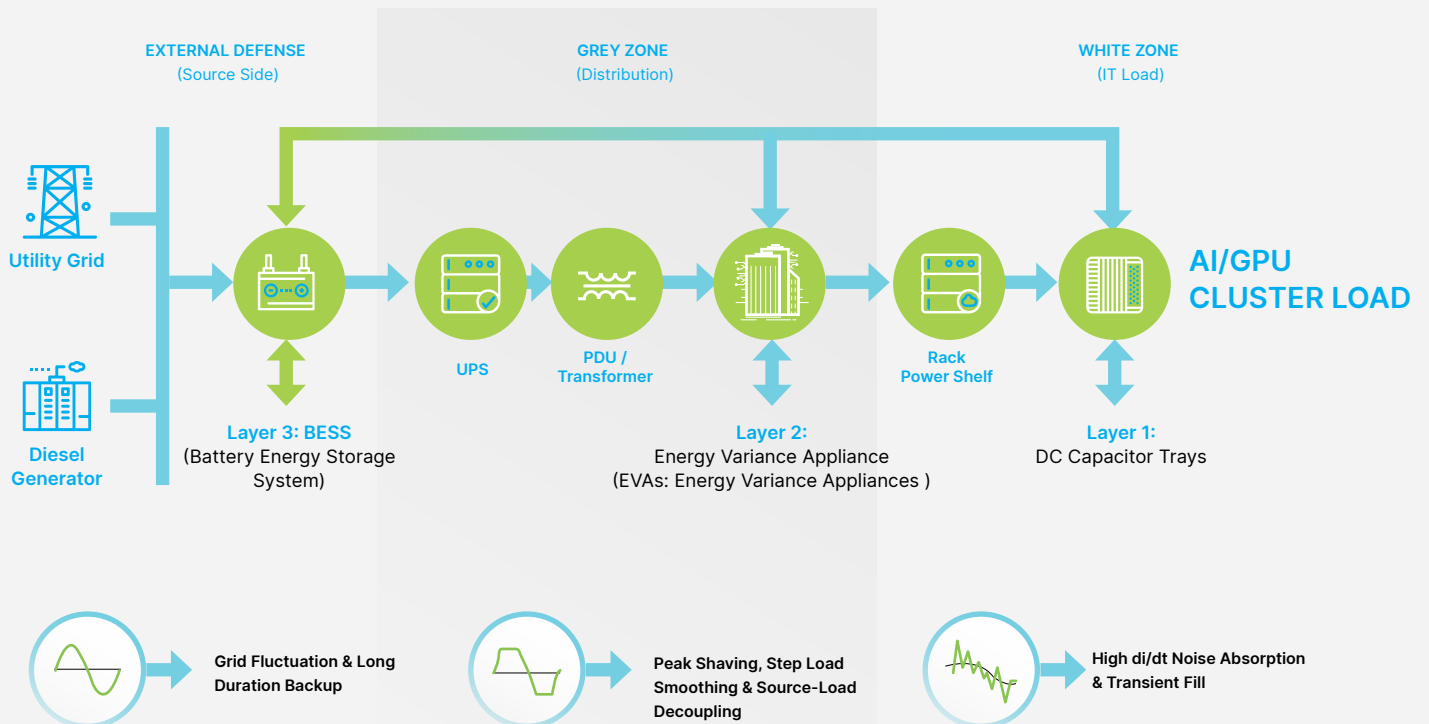
Third Layer (External Defense): BESS Buffering (Battery Energy Storage Systems)

High-performance battery energy storage systems provide macro-level energy buffering. With fast

frequency response (FFR) capabilities, BESS delivers dynamic power support during grid instability or generator start-up gaps — preventing regional power disturbances from cascading into widespread AI compute outages.

The three-layer defense framework above primarily represents active mitigation within existing AC distribution architectures. However, if we elevate the perspective from managing volatility to architectural transformation, greenfield hyperscale AI data centers have access to a more definitive solution — one that eliminates harmonics and conversion losses at the physical level.

AI LOAD ACTIVE DEFENSE GRID



II. Architectural Transformation: Transitioning to DC Power Architectures (e.g., 800VDC)

For GPU compute clusters pursuing maximum efficiency and stability, a more fundamental solution lies in moving beyond traditional AC distribution and adopting high-voltage DC architectures such as 800VDC. This shift delivers several core advantages:

Physical-Layer Interference Isolation and Optimization:

DC architectures eliminate phase synchronization and reactive power losses inherent in AC systems. While high-di/dt AI loads still generate high-frequency ripple, DC systems allow localized capacitive buffering and filtering at the rack level, confining interference to limited zones and preventing long-distance propagation typical of AC transmission — dramatically reducing system-level complexity.

Significant Reductions in Cabling Cost and Space:

Higher voltage directly reduces current. At the main power distribution level, DC architectures offer distinct physical advantages:

Elimination of utility-frequency skin effect:

With DC power (0 Hz), current flows uniformly across the conductor cross-section, eliminating the inherent skin effect of 50/60 Hz AC systems and achieving near-100% conductor utilization.

No reactive current occupation:

Line capacity is no longer consumed by reactive power, freeing full conductor capacity for real power transmission.

Taken together, these characteristics allow 800VDC architectures to achieve maximum power transmission density with minimal copper usage — unlocking valuable data hall space.

Conclusion: Energy Resilience as a Competitive Advantage for AI Data Centers

For C-level executives, energy resilience has evolved beyond a risk mitigation or “insurance” mechanism. It has become a defining metric of asset value and future readiness.

As AI power loads evolve at an unprecedented pace — from the AC-based three-layer defense framework to DC architectural transformation — only infrastructures with dynamic power buffering capability can both neutralize millisecond-scale GPU volatility and ensure expensive compute clusters consistently operate at peak performance. This directly shortens customers’

time-to-insight and time-to-market.

Ultimately, in the race to build AI data center infrastructure, organizations capable of mastering both power stability and compute agility will move beyond being passive power providers. They will become strategic enablers of AI business success. This not only lowers total cost of ownership (TCO), but also establishes a durable technical moat — ensuring that assets remain top-tier and competitive through the next generation of chip architecture transitions.

Reflection for Decision-Makers

- Have we quantified how much high-value compute time has been wasted due to GPU collective throttling or checkpoint restarts caused by poor power quality?
- In colocation environments, do we have the ability to isolate aggressive tenant loads to prevent a single customer from jeopardizing overall data center SLA performance?
- As chip densities continue to rise, will we keep patching legacy AC architectures — or do we have the conviction to transition toward more efficient DC power architectures?

Microgrid Readiness Gap

Microgrids Are Redefining the Baseline Architecture of Next-Generation Data Centers



Amid growing grid instability and energy price volatility, microgrids are emerging as the definitive solution for enterprises seeking control over their energy destiny.



1. Energy Sovereignty Strategy:

The Era of E.R.A. (Efficiency, Resilience & Autonomy) — A New Normal for Power

In the AI compute race, the primary bottleneck is no longer chip supply, but power access. Across major global hubs, power interconnection queues routinely stretch five to ten years — a time cost that is unacceptable for CEOs accountable for ROI. As a result, Bring Your Own Power (BYOP) is rapidly becoming a standard feature of modern data centers.

Breaking the Power Interconnection Bottleneck:

When grid expansion cannot keep pace with compute demand, data centers must secure autonomous and reliable power sources. By deploying on-site generation such as solar, microturbines, or fuel cells (SOFCs), enterprises can bypass grid constraints, compress

time-to-market, and convert the waiting period for power into an operational revenue window.

Intelligent Dispatch of Complex Power Systems:

BYOP effectively transforms the data center into a miniature power utility. Operators must orchestrate the dynamic balance between on-site baseload generation (e.g., SOFCs), intermittent renewables, and the public grid. This is not only essential for 24/7 operational stability, but also for optimizing cost dispatch under fluctuating power prices and carbon constraints. After access to GPUs, energy sovereignty will become the next most valuable competitive advantage in data centers.

2. Strategic Evolution:

The Microgrid as an Energy Operating System (Energy OS)

A data center microgrid is not merely a collection of new equipment — it represents a fundamental shift in energy operating philosophy. Its core objective is to integrate all energy assets into a coordinated, autonomous, and dispatchable system.

Through the Energy Management System (EMS) at

its core, operators manage load, grid interaction, and distributed energy resources as a single, unified system. This synchronized dispatch across DERs enables fast-response energy storage systems (ESS) to precisely absorb renewable intermittency while buffering instantaneous AI/GPU load spikes — allowing all energy assets, for the first time, to truly operate in concert.

3. The Microgrid Controller (MgC): The Millisecond-Level Power Commander

Faced with millisecond-scale transient power spikes from AI GPU clusters, traditional power systems are no longer sufficient. Next-generation data centers require microgrid controllers (MgC) with power-electronics-level response speeds.

Dynamic Resource Orchestration:

MgC continuously monitors AI load behavior. When inference or training jobs are predicted to trigger sudden demand surges, MgC proactively dispatches

energy storage into discharge mode, ensuring real-time supply-demand alignment.

Peak Shaving and Load Smoothing:

Fast-response ESS acts as a buffer to fill load gaps within milliseconds. This peak-shaving and smoothing capability prevents shock impacts on upstream grids or generators, significantly extending the physical lifespan of expensive infrastructure assets.

4. Seamless Islanding and Black Start Capability

Islanding capability represents the ultimate expression of energy autonomy. When a utility grid outage occurs, the MgC must precisely isolate the point of common coupling within milliseconds and assume full control of campus-wide power dispatch — ensuring zero interruption to AI training and zero data loss.

In extreme full-blackout scenarios, MgC black-start capability sequentially reactivates energy storage and primary generation assets. This frees the data center from dependence on external grid recovery timelines and establishes true control over energy security.



5. Liquid-Cooled Energy Storage Systems (ESS): From Passive Backup to Active Profit Reservoir

Within a microgrid architecture, ESS is redefined as a 24/7 active regulator, rather than a standby backup system.

Advanced Thermal Management:

Fully liquid-cooled designs maintain battery cell temperature differentials within 3°C. This not only extends battery lifespan but also mitigates thermal runaway risk during high-current AI charge and discharge cycles.

DC Coupling:

To maximize efficiency, advanced systems support DC coupling, reducing multiple DC-AC-DC conversion losses. Round-trip efficiency can improve by 2–4%, while inverter count and overall CapEx are reduced.

Value Stacking:

Orchestrated by the MgC, this hybrid system can leverage time-of-use pricing and participate in ancillary service markets (e.g., frequency regulation, capacity reserves), transforming ESS from a cost center into a profit center.

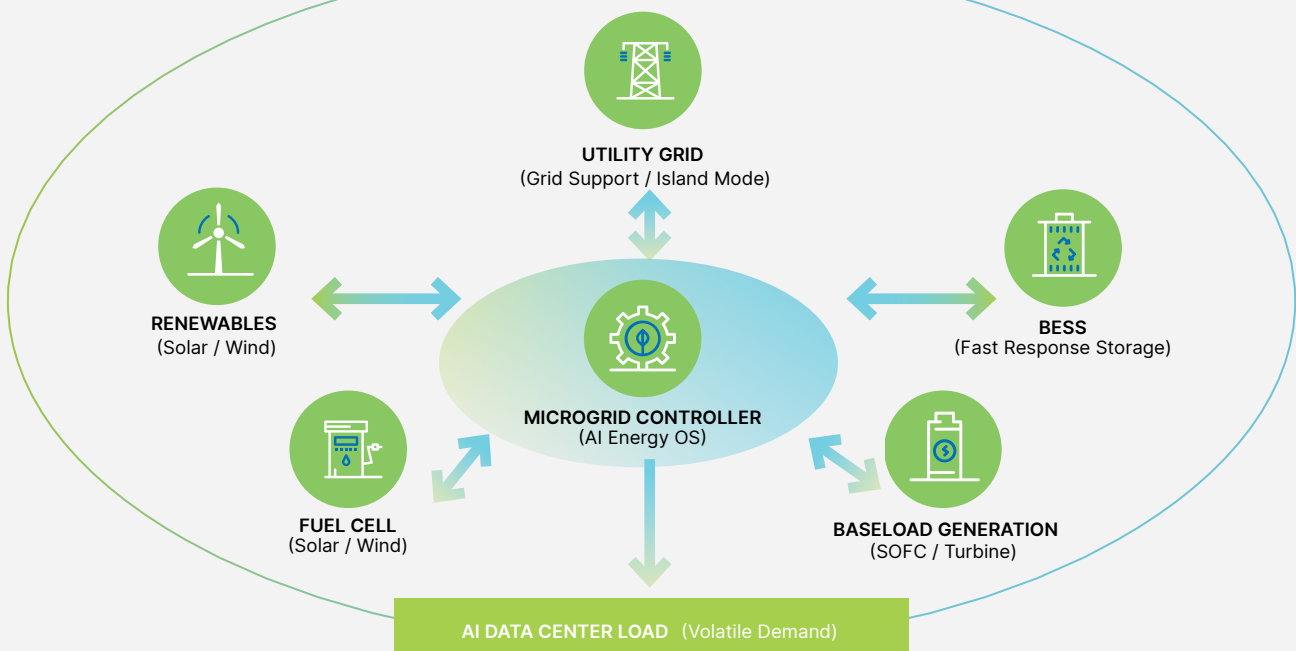
Chapter Conclusion

Microgrids are not an accumulation of equipment, but a transformation of operating philosophy. They reposition data centers from passive power consumers into active energy nodes with autonomous dispatch capability.

Reflection for Decision-Makers

- **Time Is Capital:** If power interconnection queues require five to ten years, can your organization absorb the opportunity cost of delayed compute deployment? Has energy autonomy (E.R.A.) already become your competitors' silent market weapon?
- **Asset or Liability:** Are your existing generation and storage assets passive cost centers used only during outages — or active profit engines participating in ancillary service markets?
- **Technology Gap:** In the face of millisecond-scale AI GPU load spikes, does your current power system respond in seconds or milliseconds? Is this response gap shortening the physical lifespan of your expensive infrastructure — and forcing higher CapEx reinvestment?

EVOLVED MICROGRID ECOSYSTEM (Energy Sovereignty)



Operational Visibility & Risk Governance

From Blind Operations to Data-Driven Governance

Operational invisibility remains one of the most underestimated risks in data centers.

Fragmented systems and siloed data obscure capacity utilization, mask inefficiencies, and complicate governance. Integrated DCIM platforms address this by unifying IT workloads, cooling performance, and power telemetry into a coherent management framework.

Real-time measurement enables precise capacity allocation and unlocks stranded headroom within existing infrastructure. Predictive maintenance tools reduce human-error-induced disruptions and enhance availability metrics.

Beyond operational efficiency, visibility strengthens ESG credibility. Auditable, real-time energy and carbon data build investor confidence and support regulatory compliance.

Visibility is not merely monitoring. It is governance capability.

In the AI era, governance determines whether infrastructure functions as a strategic asset or a latent liability.

Chapter Conclusion

Visualization is not merely about monitoring — it is about governance. It makes hidden risks visible and converts idle resources into measurable, actionable value.

Reflection for Decision-Makers

- **The Fog of Hidden Costs:** Do you know how much idle power capacity within your data center is being wasted due to the lack of precise measurement? If released, how many additional GPU accelerators could that locked capacity support?
- **The Cost of Resilience:** Over the past year, what proportion of your service disruptions resulted from information gaps between IT and facilities teams — or from human error during inspections? Are you bearing operational risks that could have been avoided?
- **The Credibility of ESG:** When investors demand verification of data center ESG performance, does your current management approach inspire sufficient trust — and deliver valuation premiums in the capital market?



Cybersecurity

Operational Technology Security in the Microgrid Era

As microgrids and distributed energy resources converge with IT systems, cybersecurity risk expands from digital disruption to physical energy instability.

Operational Technology (OT) environments that were once isolated are increasingly networked. Without secure-by-design architectures, vulnerabilities at the control layer can threaten energy continuity.

Adherence to international standards such as IEC 62443, implementation of security zoning, strong authentication protocols, and deployment of unidirectional gateways help protect critical infrastructure from intrusion.

In AI-driven enterprises, where compute continuity underpins revenue and reputation, cybersecurity investment is not discretionary. It safeguards operational integrity and long-term brand trust.

Cyber risk is business risk.

Chapter Conclusion

Within a microgrid architecture, cybersecurity is national security — and it is also corporate lifeblood. Investment in OT cybersecurity is not a cost; it is the highest form of insurance for brand reputation and operational resilience.

Reflection for Decision-Makers

- **Weak Points in the Defense Line:** As energy systems become deeply networked, are traditional IT firewalls sufficient to defend against physical-layer attacks targeting OT power control systems?
- **The Value of Physical Isolation:** In the face of increasingly sophisticated zero-day threats, does your architecture provide physical-layer protection that enforces “data out, no data in”?
- **Brand Reputation Risk:** Would the long-term reputational damage from a single energy-system-induced data loss far exceed the current investment required to adopt a Secure-by-Design architecture?



Future Energy Source Outlook

Redefining Baseload Resilience with Solid Oxide Fuel Cells (SOFC)



As grid bottlenecks intensify and sustainability pressures rise, Solid Oxide Fuel Cells (SOFCs) are emerging as a strategic cornerstone for next-generation data centers.



As the AI revolution accelerates, power has become the hard currency of the compute race. While traditional grid expansion timelines (interconnection queues) often require 5 to 10 years, conventional power generation equipment can take more than three years to deliver. At the same time, small modular reactors (SMRs)

have yet to reach commercial operation, and their deployment must also contend with public perception and community acceptance of nuclear energy. In this transitional period, SOFCs are rapidly becoming the most practical solution for data center decision-makers facing power constraints.

1. Redefining “Baseload”: From Backup to 24/7 On-Site Autonomous Generation

With AI workloads exhibiting extreme transient volatility — where a single rack’s power demand can surge from 15 kW to 200 kW within seconds — data centers can no longer rely solely on a fragile public grid.

On-Site Power Availability (On-Site Generation):

Unlike traditional generators that serve only as emergency backup and remain idle most of the time, SOFCs are positioned as true baseload assets capable of delivering continuous 24/7 power. By generating electricity directly on site, they allow data centers to fundamentally reduce dependence on external grid instability and secure true sovereignty over compute power availability.

Core of Islanded Microgrids:

SOFCs can serve as the energy backbone of islanded microgrids. Even during grid outages or power quality disturbances, SOFC systems continue operating steadily, preventing AI training interruptions that could otherwise result in multi-million-dollar losses.

Hybrid Strategic Synergy Architecture:

Echoing the previously discussed three-layer AI load

defense architecture, SOFCs can be integrated into the third (external) defense layer as a stable “marathon runner” delivering continuous baseload power. Energy storage systems act as the “middle-distance runners,” responsible for dynamic power smoothing and dispatch. Together, this dual-core hybrid energy architecture forms a far more resilient external defense layer than traditional designs, effectively addressing the challenges posed by highly volatile AI workloads.



2. Financial and Environmental Excellence: Extreme Operational Efficiency and ESG Premium

For executive teams, SOFCs are not merely energy assets — they are financial instruments for optimizing Levelized Cost of Energy (LCOE) across the entire lifecycle.

Efficiency Gap Leadership (60% vs. 35%):

Conventional gas or diesel generators typically operate at 30–35% efficiency. In contrast, SOFCs convert chemical energy directly into electricity through electrochemical reactions, achieving electrical efficiencies exceeding 60%. This nearly doubles fuel utilization and translates directly into substantial OpEx savings. Furthermore, SOFCs support highly effective combined heat and power (CHP) recovery, boosting total system efficiency to over 85%.

From NIMBY to “Neighbor-Friendly” Environmental Advantages:

Traditional turbines emit significant pollutants such as

NO_x and SO_x, degrading local air quality. They also generate noticeable low- and high-frequency noise and vibrations, making them difficult to permit in densely populated areas. SOFCs operate without combustion, producing near-zero emissions and extremely low noise levels (< 65 dB), and are generally perceived as safer technologies. These attributes allow data centers to be deployed more flexibly in urban core locations, reducing physical distance to users and lowering latency.

Water-Positive Impact:

Conventional power generation requires large volumes of cooling water. By contrast, SOFCs produce pure water vapor as a reaction byproduct. With condensation recovery systems, SOFCs can effectively self-generate water for data center cooling. This closed-loop benefit not only reduces water costs but also enables organizations to demonstrate exceptional water stewardship performance in ESG reporting.


3. Technological Breakthrough: Reliability Gains with Metal-Supported Cells (MSC)

Next-generation **Metal-Supported Cell (MSC)** technology fundamentally resolves the stability challenges associated with early ceramic fuel cells.

Thermal Shock Resistance and Exceptional Start-Stop Durability:

Traditional ceramic cells are brittle and highly sensitive to thermal cycling, limiting maintenance flexibility. Modern SOFC designs utilize robust porous metal

substrates, delivering superior mechanical strength and thermal shock resistance. They support significantly higher start-stop cycles, extending system lifespan. Moreover, operating efficiently at **lower temperatures (~600°C)** allows the use of standard heat-resistant stainless steel instead of expensive high-temperature superalloys. Compared to ceramic-based systems, this substantially reduces balance-of-plant maintenance costs, and over the full lifecycle, total costs can even be **lower than conventional gas-fired generation**.



4. A Pragmatic Path for the Energy Transition

On the journey toward net-zero emissions, SOFCs offer a rare balance between **immediate practicality and long-term sustainability**.

Addressing the Immediate “Power Availability” Challenge:

With grid expansion timelines stretching into multiple years—or even a decade—**natural gas remains the most accessible and mature energy source today**. SOFCs can directly leverage existing natural gas infrastructure, enabling power generation without waiting for grid upgrades and dramatically shortening **time-to-market** for data centers. This allows enterprises to **initiate AI compute deployments ahead of competitors** in power-

constrained environments.

Fuel Flexibility and Hydrogen Readiness:

SOFCs offer outstanding fuel flexibility. Looking ahead, the technology roadmap already supports **ammonia (NH₃)** and **pure hydrogen**. Ammonia serves as an excellent hydrogen carrier with easier storage and transport, while operation on green ammonia or green hydrogen enables **zero-carbon electricity generation**, emitting only water vapor. This means that SOFC infrastructure investments made today can be directly upgraded into **zero-carbon power plants in the future**, achieving true decarbonization and enabling genuinely green compute.



5. Aligning with the Future: Seamless Integration into the 800VDC World

As AI server racks evolve toward **800VDC direct-current power architectures**, SOFCs demonstrate unmatched architectural advantages.

Native DC Output Efficiency:

SOFCs inherently generate **DC power**. In traditional AC architectures, electricity undergoes multiple DC-AC-DC conversions, each incurring **2–4% energy losses**.

Direct-to-Bus Architecture:

SOFCs can connect directly to **800VDC busbars or solid-state transformers (SSTs)**, delivering power


straight to the AI compute core. This direct-coupled design eliminates bulky and costly transformers and rectifiers, pushing overall system efficiency toward physical limits while **freeing valuable data hall floor space**, maximizing compute output per square meter.

Simultaneous CapEx and OpEx Reduction:

Fewer power conversion stages mean **fewer components and fewer single points of failure**. This not only reduces upfront capital expenditures but also simplifies long-term operations and maintenance, making it the **ideal power architecture for future hyperscale data centers**.

SOFC vs. GT

Energy Efficiency Comparison: SOFC (Solid Oxide Fuel Cell) vs. GT (Gas Turbine)



Reflection for Decision-Makers

• Profitability of Efficiency:

In an era of high electricity prices, does continuing to operate generation assets at only 35% efficiency mean that 65% of your fuel budget is effectively wasted? What structural OpEx improvements could be realized by shifting to SOFCs with 85%+ efficiency?

• Compatibility with the Future:

As data centers transition to an 800VDC power paradigm, are you still paying the premium of

multi-stage AC-DC conversion losses? How much additional rack revenue could be generated from the floor space saved by a direct-to-bus architecture?

• Social License and NIMBY Risk:

In the face of community resistance to diesel emissions, noise, and nuclear perception risks, do you have a power solution that is quiet, clean, and water-efficient—one that ensures rapid expansion while securing long-term social license to operate?

Strategic Takeaways



In the AI era, competitive advantage no longer hinges on isolated technology choices, but on the quality of infrastructure decision-making.



This white paper examines deployment speed, power access, AI load volatility, energy cost and carbon governance, as well as microgrids and operational visibility—revealing a shared reality:

The primary risks facing AI data centers no longer stem from individual technology choices, but from the absence of systemic energy and infrastructure governance capabilities.

As rack-level power densities continue to rise, power directly determines activation timelines, the speed of revenue realization, and long-term profit structures. Data centers are no longer projects owned by IT or facilities teams alone; they have become strategic foundations that shape enterprise growth trajectories and asset value. Traditional decision-making approaches—centered on equipment selection or localized optimization—are increasingly amplifying Time-to-Power risk, energy cost uncertainty, and future retrofit pressure.

The true inflection point lies in whether organizations can reframe decisions through a Grid-to-Chip perspective—integrating grid dynamics, energy architecture, power adaptability, and chip-level load behavior—and treat energy and carbon as quantifiable, governable strategic assets, rather than passive costs to be absorbed.

In an era where AI has become a highly energy-intensive industry, the distinction between leaders and laggards will not be defined by whether a specific new technology is adopted, but by whether the organization possesses the capability to make correct infrastructure decisions.

The question is no longer whether to invest in AI, but whether your infrastructure is truly prepared to carry the speed, volatility, and responsibility that AI demands.



C-Level Infrastructure Readiness Checklist

**Is your AI infrastructure strategy an asset or a liability?
Answer the following questions candidly.**

Finance & Governance

- Have energy price volatility and carbon pricing been incorporated into 5–10 year EBITDA sensitivity models?
- Can the true energy cost and carbon footprint of individual AI workloads be quantified?
- Is the current power and cooling architecture resilient to next-generation GPU density increases?

Resilience & Speed

- Have prefabrication and modular strategies been adopted to minimize Time-to-Power?
- Are active power buffering mechanisms deployed to manage GPU load volatility?
- Can the microgrid perform autonomous black start without grid dependency?

Sustainability & Compliance

- Are renewable energy and decarbonization strategies sufficient to pass future permitting reviews?
- Is ESG data auditable and based on real-time measurement rather than estimates?

Security & Future-Proofing

- Is physical-layer OT security (e.g., data diodes) deployed?
- Have next-generation architectures such as 800VDC or SOFC been evaluated?

Assessment Results



Leader
0–2 “No”
responses

Your infrastructure demonstrates a high level of resilience and forward readiness. Maintain this advantage and actively convert it into market differentiation and pricing premium.



Follower
3–5 “No”
responses

Your strategy contains material blind spots. The current architecture is likely to encounter structural constraints within the next two to three years.

Immediate project-level evaluations should be initiated for each “No” area to prevent future bottlenecks.



High Risk
6 or more “No”
responses

Alert. Your AI infrastructure decision logic remains anchored in a legacy paradigm. You are exposed to severe risks of operational disruption and capital inefficiency, and may be displaced in the next wave of AI expansion due to power or compliance constraints.

Immediate action is required: convene an urgent cross-functional review involving IT, Facilities, and Finance to reassess and reset your infrastructure strategy.



Delta Electronics Inc.

Global Headquarters

186, Ruey Kuang Road, Neihu District, Taipei, 114501,
Taiwan
+886-2-8797-2088
DSO@deltaww.com

Americas

Delta Electronics (Americas) Ltd.

46101 Fremont Blvd, Fremont, CA 94538, U.S.A.
+1-510-668-5100

EMEA

Delta Electronics (Netherlands) BV

Zandsteen 15, 2132 MZ Hoofddorp, The Netherlands
+31 (0)20 800 3900

Asia Pacific

Delta Electronics (Shanghai) Co., Ltd

No.182 Minyu Road, Pudong Shanghai, P.R.C.
+86-21-6872-3988

Delta Electronics (Japan), Inc.

4-11-25, Shibaura, Minato-ku, Tokyo 108-0023, Japan
+81-3-6811-5800

Delta Green Industrial (Thailand) Co., Ltd.

909 Soi 9, Moo 4, Bangpoo Industrial Estate (E.P.Z), Pattana 1
Rd., Tambon Phraksa, Amphur Muang, Samutprakarn 10280,
Thailand
+66-2709-2800

Delta Electronics Int'l (Singapore) Pte Ltd

17 Kallang Junction #01-01 Singapore 339274
+65 6747 5155

Delta Electronics India Pvt Ltd.

Plot No 69-B,69-C, 69-D, Bommasandra Industrial Area,
Hosur Road, Attibele Hobli, Anekal Taluk, Bangalore-560099

Delta Electronics (Australia) Pty Ltd.

Unit 18/39 Herbert Street, St Leonards NSW 2065, Australia
+61-2-9479-4200